

MISSION 7 PLANNING GUIDANCE

The following plans are suggested ways you could attack the target. Note there is no set way this mission should be completed and the mission will react in different ways to the approach you take...with the possible odd surprise thrown in. If you need assistance in planning your strike the following options are presented for your consideration, they can be followed fully or modified as you see fit.

First though there are a few key things to consider.

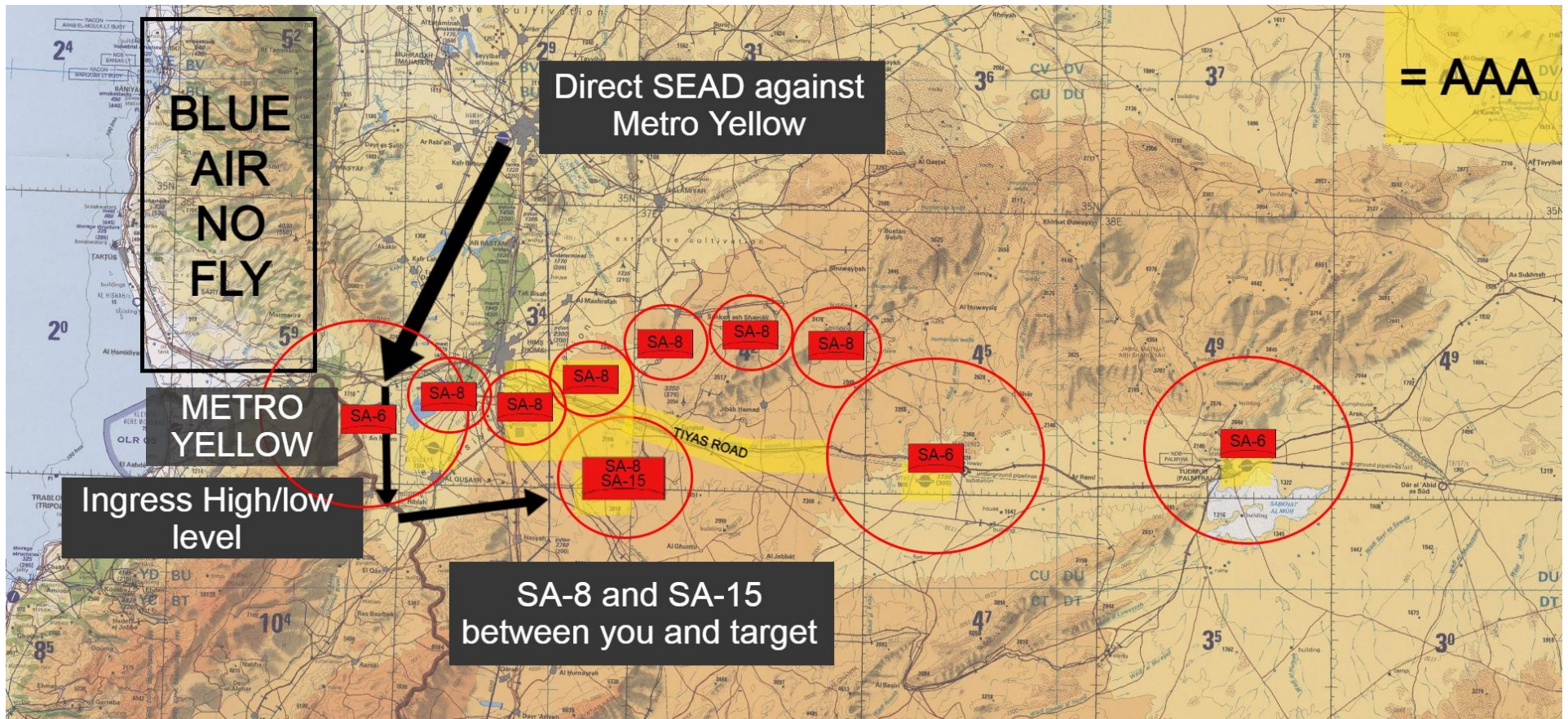
The choice of SEAD support will be an important factor in your decision making. You will have five options for Cobra 2-2; suppress Metro Yellow, suppress Metro Black West, suppress Metro Black Center, suppress Metro Black East and suppress Metro Gold. You should also consider your egress route, if egressing by a different route to your ingress then you will need to decide which to deploy the SEAD against (note SEAD option will expire so don't wait till egress to deploy).

Ingress to the target is suggested to be at either very high or very low altitude. Stay high and you stay above the AAA and IR SAMS as well as increasing the striking range of your HARMS and JDAM, you can also get above the SA-15's ceiling this way. However the other air defences will see you coming earlier and potentially make things more complicated. Ingressing at low level will reduce your engagement range but greatly increase the AAA, IR SAM and SA-15 threat, it will however keep you hidden from the air defences longer.

Your attack route should be carefully considered, if at low altitude care should be taken to avoid air and army bases as both contain significant short range air defences.

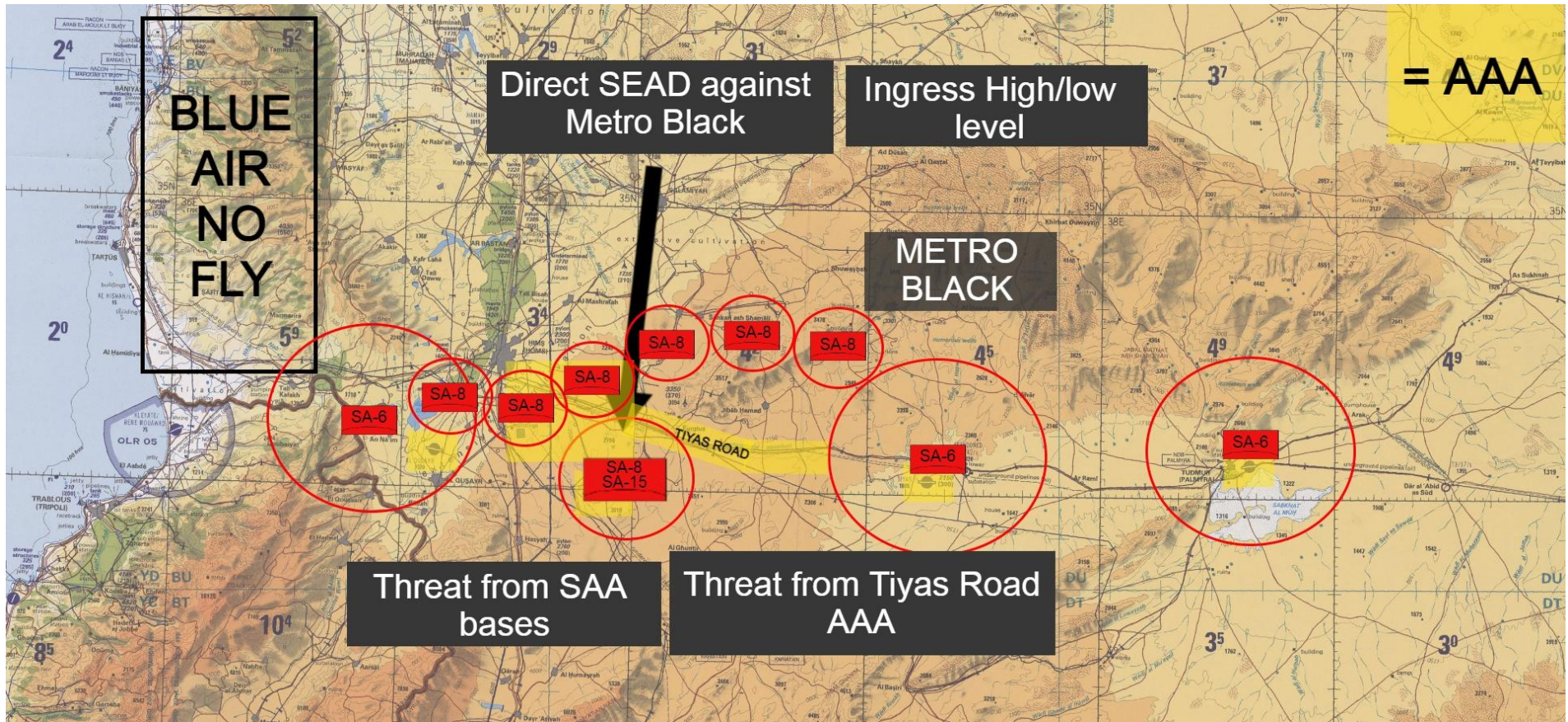
Finally consideration should be given as to how you employ your weapons, Newt will be available to engage the SA-15 and SA-8 at Shayrat as well as to engage target Charlie. HARMS can be utilised in a reactive (SP or TOO) mode or in a pre-emptive (PB) mode.

OPTION 1: Metro Yellow:



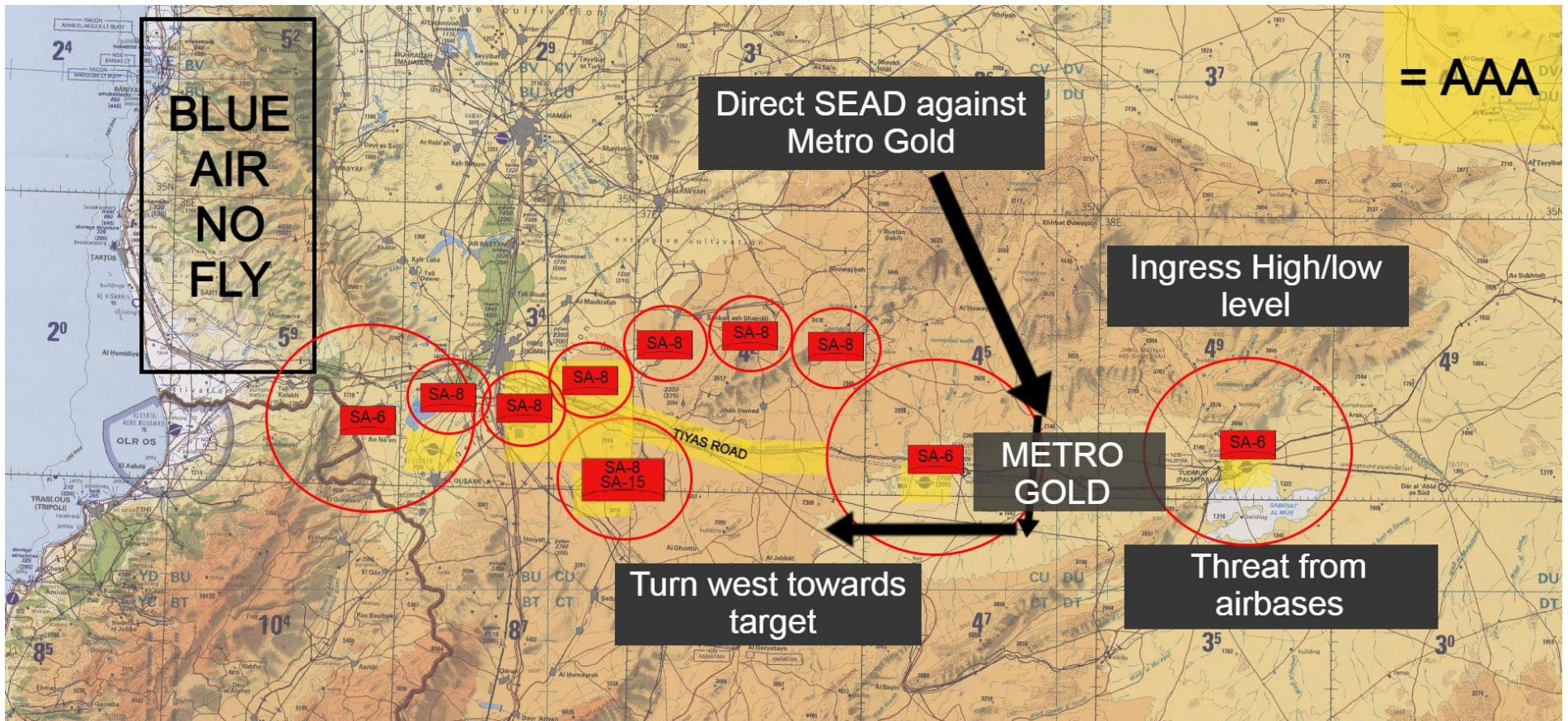
- Direct Cobra 2-2 against Metro Yellow.
- Ingress west of Homs at either high or low altitude. If at low altitude avoid Al Qusayr airbase and be alert to the ground forces south of Homs.
- Turn east and approach Shayrat from the west. This will put Shayrat (SA-15 & SA-8) between you and the target so devise a strategy to deal with them, eg. engage with HARM/Mavs or hook around to the south. A high/low altitude loft attack is also an option here.

OPTION 2: Metro Black:



- Direct Cobra 2-2 against Metro Black - choose either west, centre or east depending on your chosen route.
- Ingress at either high or low altitude, if low be aware of the Tiyas Road AAA and the SHORAD at the SAA bases.
- Approach the target from the north, Shayrat is west of the target so consider your exact approach direction to put as much space between you and Shayrat as possible. A high/low altitude loft attack is an option here.
- This is the most fuel efficient route and will allow additional time over the target.

OPTION 3: Metro Gold:



- Direct Cobra 2-2 against Metro Gold. Aim to avoid Tiyas airbase and then turn west towards the target.
- Ingress at either high or low altitude, if low be aware of SHORAD at the SAA bases.
- Approach the target from the east, this puts the target between you and Shayrat. A high/low altitude loft attack is an excellent standoff option here.
- This is the least fuel efficient route and will allow the least time over the target. Egress should be carefully considered as well, returning by the same route may be difficult if you burn too much fuel. An egress directly north will require you to run the line of SA-8s at Metro Black.